



Hydraulic Rotary Rig

SR-40



SR-40 Hydraulic Rotary Rig

LDP APPLICATIONS




LDP - Large Diameter Piles - CCS version

Operating weight c/w 4x10,5 kelly bar	50700 kg	111773 lb
Maximum pile diameter	1500 mm	59 in
Maximum pile depth - friction kelly	61 m	199 ft
Maximum pile depth - locking kelly	49 m	161 ft

SR-40 Hydraulic Rotary Rig

LDP APPLICATIONS

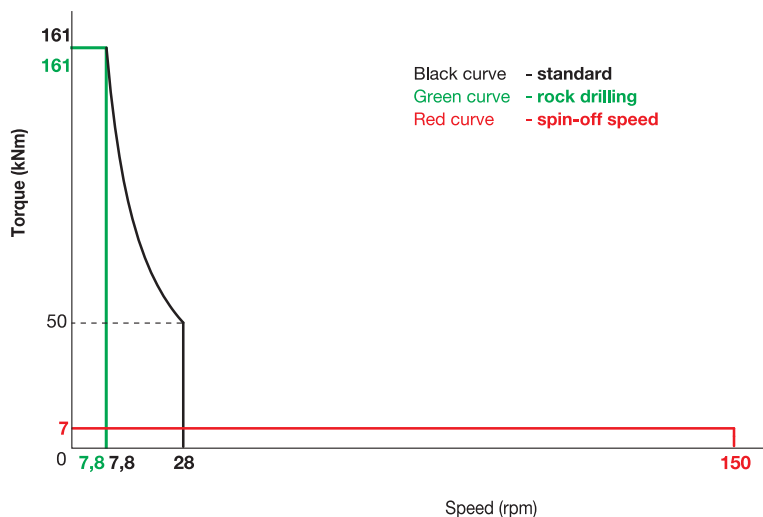

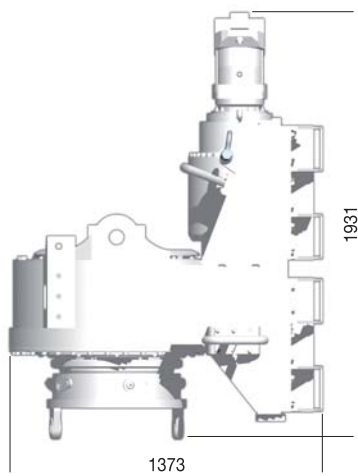
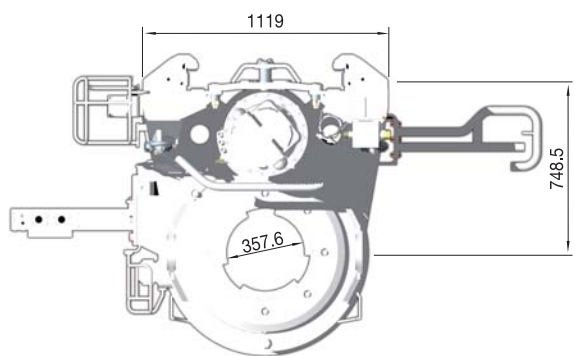


LDP - Large Diameter Piles - WCS version

Operating weight c/w 4x10,5 kelly bar	51300 kg	113096 lb
Maximum pile diameter	1100 mm	43 in
Maximum pile depth - friction kelly	61 m	199 ft
Maximum pile depth - locking kelly	49 m	160 ft

SR-40 Hydraulic Rotary Rig

ROTARY HEAD



Rotary Drive - Single gear, Spin off type

- Max torque*	161 kNm	119041 lbf*ft
- Rated torque**	148 kNm	108789 lbf*ft
- Maximum drilling speed	28 rpm	28 rpm
- Spinoff speed	130 rpm	130 rpm
- Inner passage w/o ribs	407 mm	16 in

*Theoretical; **Theoretical, restricted, intermittent

SR-40 Hydraulic Rotary Rig

TECHNICAL DATA SHEET

CCS - Cylinder crowd system		
- Cylinder stroke	5100 mm	201 in
- Crowd force pull (down/up)	133 / 200 kN	29899 / 44961 lbf
- Speed up	13,3 m/min	44 ft/min
- Speed down	7 / 14,5 m/min	23 / 48 ft/min
WCS - Winch crowd system		
- Winch stroke	11000 mm	433 in
- Crowd force pull (down/up)	180 / 220 kN	40465 / 49457 lbf
- Speed up	12,1 m/min	40 ft/min
- Speed down	12,1 m/min	40 ft/min
Main winch	controlled descent	<i>controlled descent</i>
- Line pull (1st layer)	150 kN	33721 lbf
- Rope diameter	22 mm	1 in
- Line speed (max.)	91 m/min	299 ft/min
Auxiliary winch	controlled descent	<i>controlled descent</i>
- Line pull (1st layer)	64 kN	14388 lbf
- Rope diameter	18 mm	0.71 in
- Line speed (max.)	66 m/min	217 ft/min
Engine type	CAT C7.1 ACERT	<i>CAT C7.1 ACERT</i>
- Rated output ISO 3046-I	180 kW @ 1800 rpm	241 HP @ 1800 rpm
- Engine conforms to Exhaust emission Standard	EU stage IIIB, US EPA Tier 4i	<i>EU stage IIIB, US EPA Tier 4i</i>
- Aspiration	Turbocharged and charge air cooled	<i>Turbocharged and charge air cooled</i>
- Diesel tank capacity	520 l	137 US gal
Hydraulic system rated pressure	32	<i>4786 psi</i>
- Flow rates (main circuits)	2x 247 l/min	2x 65 US gal/min
- Hydraulic oil tank capacity	280 l	74 US gal
Undercarriage	variable gauge, telescoping side frames	<i>variable gauge, telescoping side frames</i>
- Overall width of crawlers retracted/extended	2900 / 4300 mm	114 / 169 in
- Width of triple grouser track shoes	700 mm	28 in
- Overall length of crawlers	5200 mm	205 in
- Traction force	358 kN	80480 lbf
- Travel speed	2,6 km/h	1.6 mph
Mast inclination - Backward/ Forward/Lateral	10° / 4° / 3°	<i>10° / 4° / 3°</i>

STANDARD EQUIPMENT

- Main and auxiliary winch controlled descent type with special grooving
- Hoist limit switch on main rope
- Swivel for main rope
- Service rope parking point
- Mast inclination measurement on X/Y axes (digital/analog display)
- Automatic vertical mast alignment
- Depth measuring device on main winch
- Speed measuring device on rotary
- Crowd pressure setting
- Oscillator attachment brackets
- Emergency mode of operation for engine
- Engine diagnostic system
- Diagnostic panel for hydraulic functions
- Transport securing lugs on crawler units
- Access ladder on upper carriage
- On board lighting set
- On board tool set
- Electric refuelling pump
- High comfort operator's CAT cab (1000 mm width)
- Protective roof grate (FOPS compliant)
- Air conditioning system
- Radio and CD player

OPTIONAL EQUIPMENT

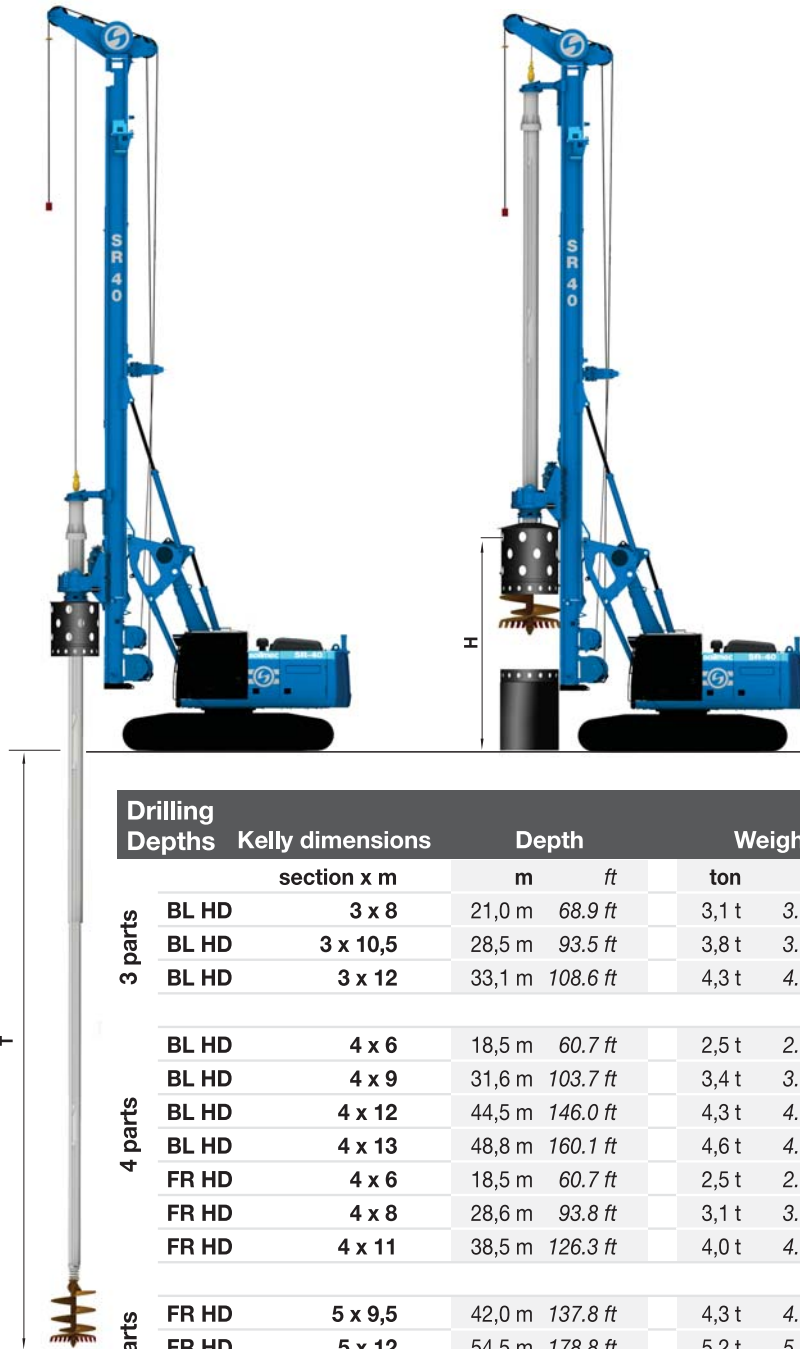
- DMS system electronic monitoring and visualization system
- Biodegradable oil
- Pressurized air conditioning system
- Freefall auxiliary winch
- Central lubrication system
- Swivel for auxiliary rope
- Videocamera set
- Extra rope length kit 13 m kelly bar
- Main winch load cell
- CFA version - additional crowd force on auger (90kN)
- EU stage IIIA, US EPA Tier 3 Diesel Engine

SR-40 Hydraulic Rotary Rig

KELLY DRILLING SYSTEM

Optional equipment:

- Hydraulic oscillator
VRM 120 KL




Drilling Depths	Kelly dimensions	Depth		Weight		CCS SYSTEM		WCS SYSTEM		
		section x m	m	ft	ton	ton	H		H	
							m	ft	m	ft
3 parts	BL HD	3 x 8	21,0 m	68.9 ft	3,1 t	3.1 ton	7,8 m	25.6 ft	7,8 m	25.6 ft
	BL HD	3 x 10,5	28,5 m	93.5 ft	3,8 t	3.9 ton	5,7 m	18.7 ft	5,7 m	18.7 ft
	BL HD	3 x 12	33,1 m	108.6 ft	4,3 t	4.4 ton	4,3 m	14.1 ft	4,3 m	14.1 ft
4 parts	BL HD	4 x 6	18,5 m	60.7 ft	2,5 t	2.5 ton	10,0 m	32.8 ft	10,0 m	32.8 ft
	BL HD	4 x 9	31,6 m	103.7 ft	3,4 t	3.5 ton	6,5 m	21.3 ft	6,5 m	21.3 ft
	BL HD	4 x 12	44,5 m	146.0 ft	4,3 t	4.4 ton	3,4 m	11.2 ft	3,4 m	11.2 ft
	BL HD	4 x 13	48,8 m	160.1 ft	4,6 t	4.7 ton	2,9 m	9.5 ft	2,9 m	9.5 ft
	FR HD	4 x 6	18,5 m	60.7 ft	2,5 t	2.5 ton	10,0 m	32.8 ft	10,0 m	32.8 ft
	FR HD	4 x 8	28,6 m	93.8 ft	3,1 t	3.1 ton	7,4 m	24.3 ft	7,4 m	24.3 ft
	FR HD	4 x 11	38,5 m	126.3 ft	4,0 t	4.1 ton	5,1 m	16.7 ft	5,1 m	16.7 ft
5 parts	FR HD	5 x 9,5	42,0 m	137.8 ft	4,3 t	4.4 ton	6,3 m	20.7 ft	6,3 m	20.7 ft
	FR HD	5 x 12	54,5 m	178.8 ft	5,2 t	5.3 ton	3,9 m	12.8 ft	3,9 m	12.8 ft
	FR HD	5 x 13	61,0 m	200.1 ft	5,5 t	5.6 ton	2,7 m	8.9 ft	2,7 m	8.9 ft

Drilling Diameters	CYLINDER		WINCH	
Uncased	1500 mm	59.1 in	1100 mm	43.3 in
Cased	1300 mm	51.2 in	1100 mm	43.3 in

SR-40 Hydraulic Rotary Rig

CFA APPLICATIONS 4° line pull

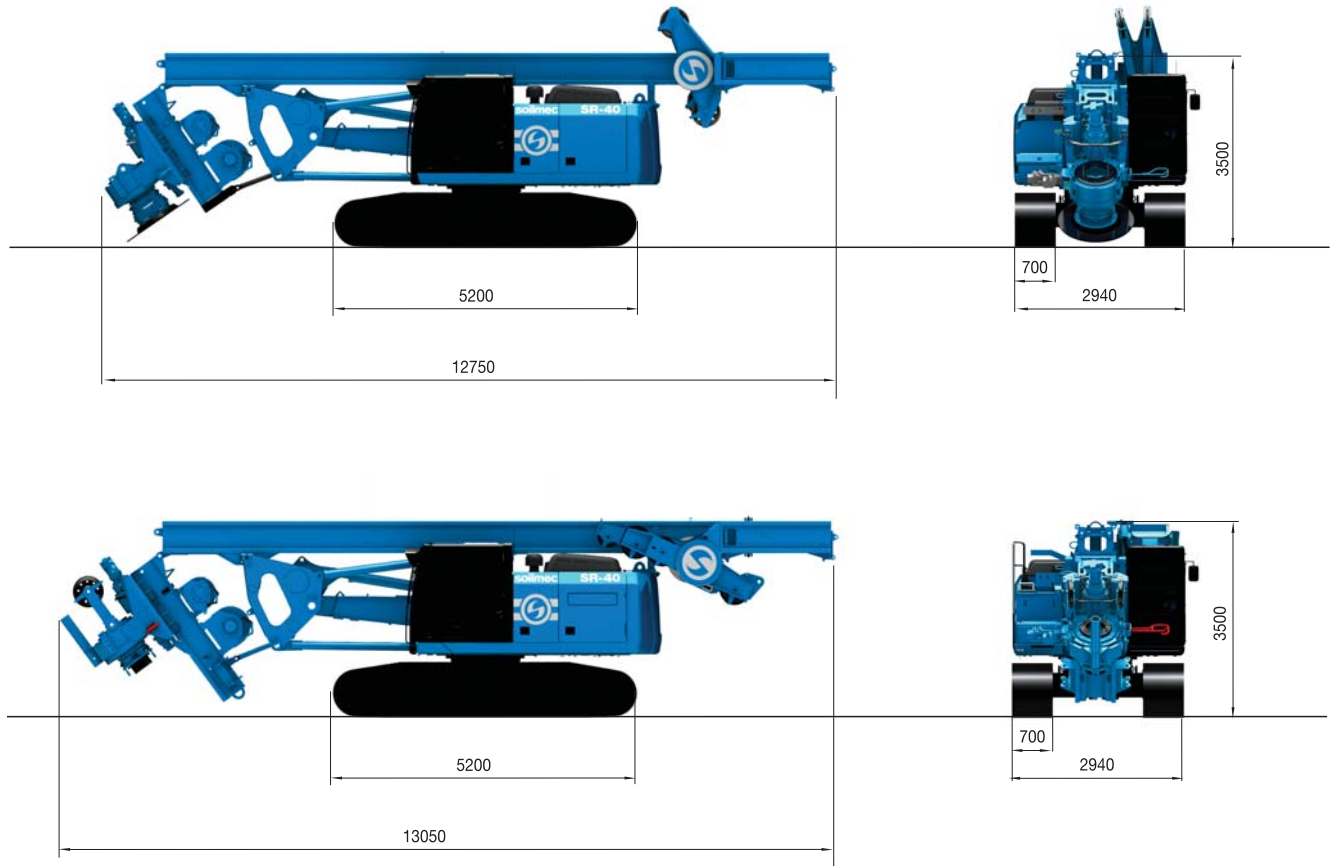


CFA - Continuous Flight Auger - 4° linepull

Operating weight (w/o auger)	48600 kg	107144 lb
Max pile diameter	750 / 1000 mm	30 / 39 in
Maximum pile depth (c/w 6 m auger extension; w/o auger cleaner)	20 m	66 ft
Maximum pile depth (c/w 6 m auger extension and auger cleaner)	18,5 m	61 ft
Extraction force	520 kN	116899 lbf

SR-40 Hydraulic Rotary Rig

TRANSPORT, DIMENSIONS AND WEIGHTS



All technical data are purely indicative and subject to change without notice

Technical data sheet SR40-002 04/2014

Transport configuration		
Width	2940 mm	116 in
Height	3500 mm	138 in
Length - LDP version	12750 mm	502 in
Length - CFA version	13050 mm	514 in
Weight - LDP version (c/w casing flange)	46500 kg	102514 lb
Weight - CFA version	47200 kg	104057 lb
Minimum transport weight (w/o rotary & counterweight)	35400 kg	78043 lb

This brochure has been edited and distributed by SOILMEC Spa. The present document cancels and override any previous ones. This brochure may not be distributed, reproduced or exhibited without SOILMEC Spa, authorization in according to SOILMEC web site disclaimer condition.

SOILMEC Spa distributes machinery and structures all over the world, supported by SOILMEC Spa subsidiary companies and dealers. The complete Soilmec network list is available on the webpage www.soilmec.it