


Hydraulic Microdrilling Rig

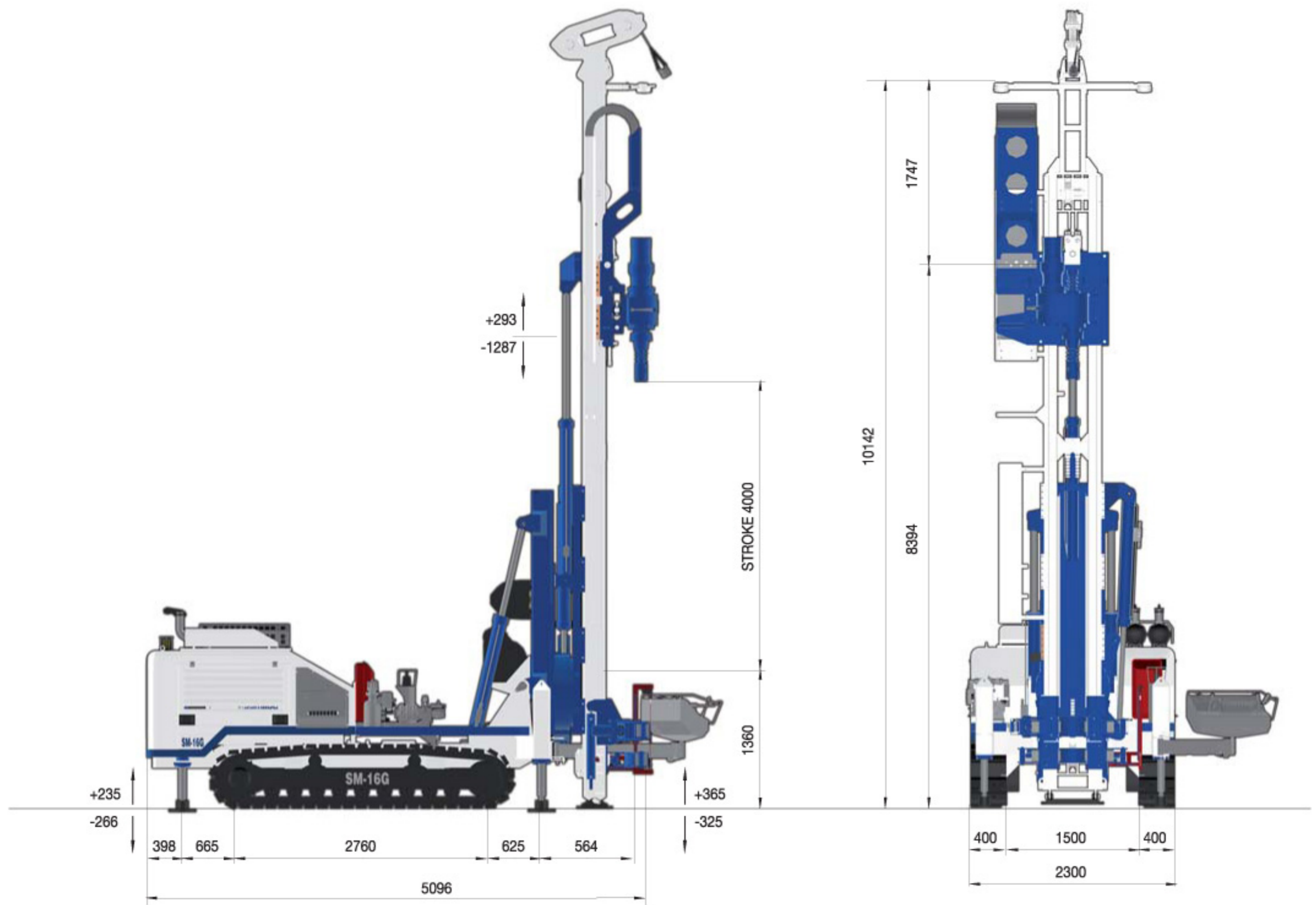
SM-16G

by *soilmec*



soilmec®
Drilling and Foundation Equipment

SM-16G APPLICATIONS



Hoist & Feed system		cylinder	cylinder
- Rod length type (c/w one rotary head)		3 m	9.8 ft
- Feed stroke		4000 m	157 in
- Maximum hoist pull		200 kN	44961 lbf
- Maximum feed force		130 kN	29225 lbf
- Maximum speed (fast/low operation)		0,58 / 0,14 rpm	0.8 / 0.14 rpm
Rotary head range		Ratios	Ratios
- Gear box type			
- Maximum torque		10,2 kNm	7523 lbf*ft
- Maximum rotation speed		1000 rpm	1000 rpm
- Hollow shaft		range: 76-90 mm	3-4 in

SM-16G TECHNICAL DATA SHEET

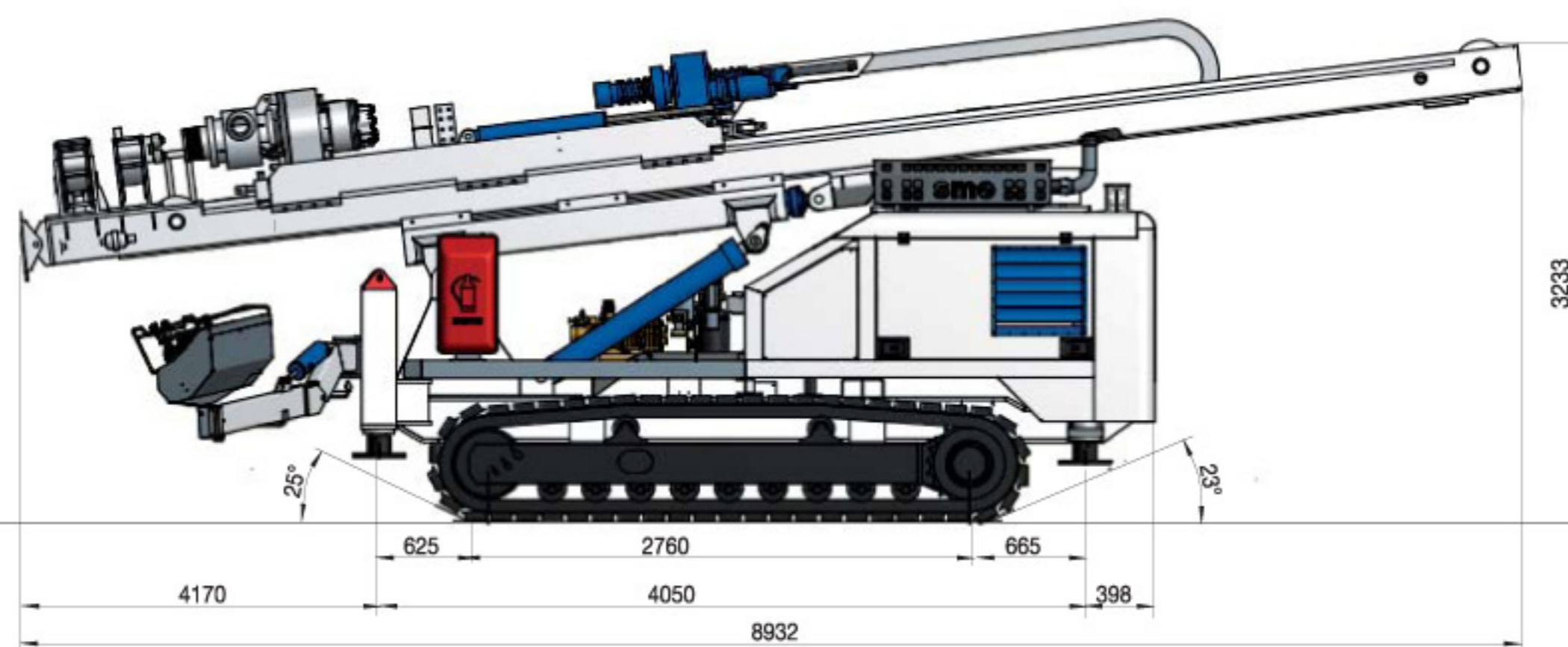
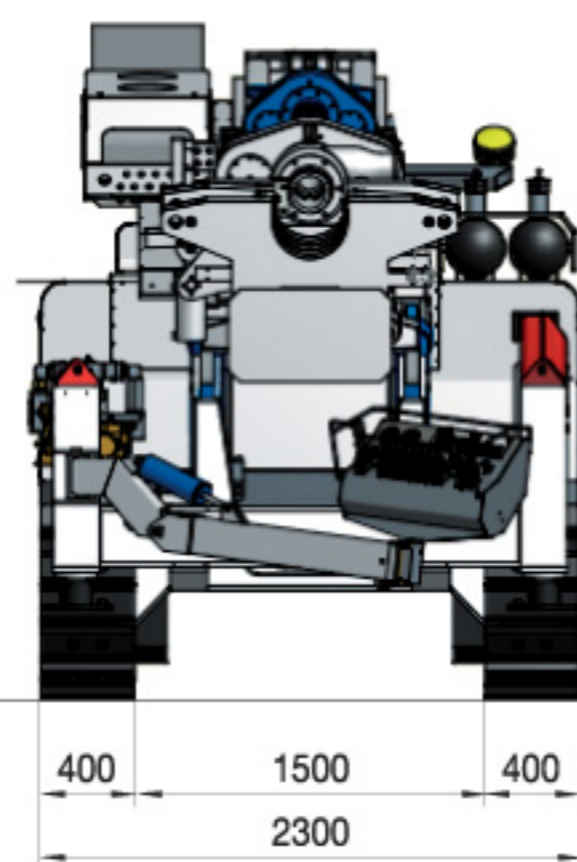
Operating weight (approx.)	16000 kg	35274 lb
Undercarriage		
- Track shoe width	400 mm	15.7 in
- Wheel base (centre idler to centre sprocket)	1705 mm	67.1 in
- Overall length	2760 mm	108.7 in
- Overall width (not extendable crawler)	2300 mm	91 in
- Travelling speed	2,30 km/h	1.43 mph
- Max climbing capacity (gradeability)	34 % (19°)	34 % (19°)
- Average ground pressure	0,070 MPa	10.2 psi
- Ground stabilizers	n° 4 fixed outrigger	n° 4 fixed outrigger
Power pack		
Diesel Engine	DEUTZ TCD 2013 L06 2V	DEUTZ TCD 2012 L06 2V
- Make and model	UE 2004/26/CE Stage IIIA - US EPA nonroad Tier 3	UE 2004/26/CE Stage IIIA - US EPA nonroad Tier
- Emission certification	turbocharged and charge air cooled	3
- Aspiration	176 kW @ 1900 rpm	turbocharged and charge air cooled
- Power rating	130 I	236 HP @ 1900 rpm
- Fuel tank capacity	LwA 115 - LwA 81 dB(A)	34 US gal
- Sound power level and sound pressure level		LwA 115 - LwA 81 dB(A)
Hydraulic system		
- Main pumps: variable axial pumps	140 + 140 l/min	37 + 37 US gal/min
- Auxiliary pumps: gear pumps	123 + 123 + 64 + 44 + 22 l/min	32.5 + 32.5 + 16.9 + 11.6 + 5.8 US gal/min
- Hydraulic oil tank capacity	520 l	137 US gal
Clamp & hydraulic joint breaker		
- Nominal size	60 - 320 mm	2 - 13 in
- Maximum clamping force	240 kN	53953 lbf
- Maximum breaking torque	120 daNm	26977 lbf*ft
Service winch		
- Type	controlled descent	controlled descent
- 1st layer line pull	20 kN	4496 lbf
- 1st layer nominal rope speed	60 m/min	197 ft/min
- Rope diameter	10 mm	0.39 in

STANDARD EQUIPMENT

- Rotary head with 6-speed transmission (maximum speed: 1000 rpm)
- Fixed kinematic mechanism
- Hydraulic balancing
- Extraction capacity: 19500 kg

OPTIONAL EQUIPMENT

- Triplex mud pumps 185/45 bar
- Thrust block with pistons for inclined drilling
- Double rotary
- Wire-line winch, 800 m rope capacity
- Jet-grouting kit
- Rotary head with 3+2 gears (max speed 1212 rpm)



Transport configuration		
Length	9161 mm	360.7 in
Width	2300 mm	90.6 in
Height	3233 mm	127.3 in
Weight	16000 kg	35274 lb

This brochure has been edited and distributed by SOILMEC Spa. The present document cancels and override any previous ones. This brochure shall not be distributed, reproduced or exhibited without SOILMEC Spa. authorization in accordance with to SOILMEC web site disclaimer condition.

SOILMEC Spa distributes machinery and structures all over the world, supported by SOILMEC Spa subsidiary companies and dealers. The complete Soilmec network list is available on the web site www.soilmec.it