

CM-50

HYDRAULIC CFA ROTARY RIG



CM-50

HYDRAULIC CFA ROTARY RIG

A new model

On the basis of the experience gained with the series CM-45, 46 and 48 the new rig CM-50 represent the last development of the equipment series with continuous auger.

The equipment, which is assembled on a Soilmec base, has been designed in order to perform:

- **Continuous flight auger piles**
- **D.T.H.**

The new CM-50 compared with the old model has the following improvements:

- more powerful engine
- 30% more hydraulic oil flow
- drilling speed: 42 rpm (+66%)
- higher torque (+25%)

OPTIONAL

- Track shoes 900 mm wide.
- Grids for the cab front protection.
- Air conditioning or heating system for the cab.
- Two-axle electronic inclinometer in the cab.
- Electronic power pack for the control of the extraction pull; it is provided with visual and sound alarms in case of fortuitous overloading.
- Side ladder on mast complete with parachute.
- 4" or 5" concrete pipework on the mast, supplied with insulation, upon request, in case of tropical climates.
- Auger cleaner.
- Power take off for the VTH-1 vibrator to carry out the cage driving.

DRILLING PERFORMANCES			
Max. pile depth	m	25 (with 6 m extension)	
Max. pile depth w. auger cleaner	m	23,5 (with 6 m extension)	
Max. pile diameter	mm	900	
Max. extraction force	kN	510	
UNDERCARRIAGE			
Overall length	mm	4660	
Track shoe width	mm	700	900
Overall width (opened tracks)	mm	4000	4200
Overall width (closed tracks)	mm	2500	2900
Ground pressure	MPa	0.07	0.05
DIESEL ENGINE			
Make / Model		Cummins QSB5.9C	
Max. power	kW (HP)	153 (205) @ 2200 rpm	
HYDRAULIC PUMPS			
Main pump	lt/min	320	
Working pressure	bar	300	
Auxiliary pump	lt/min	35 + 23 + 23	
MAIN WINCH			
Max. nominal pull	kN	102	
Nominal rope speed	m/min	70	
Rope diam.	mm	19	
SERVICE WINCH			
Max. nominal pull	kN	41	
1 st layer nominal rope speed	m/min	67	
Rope diam.	mm	16	
ROTARY TABLE			
Max. torque	kNm	100	
Max drilling speed	rpm	41	
Max. nominal extraction pull	kN	510	
DIMENSIONS AND WEIGHT			
Transport width (with 700 mm shoes)	mm	2500 (2900 with 900 mm shoes)	
Transport height	mm	3190	
Operating weight	ton	39	
Transport weight	ton	33,5	

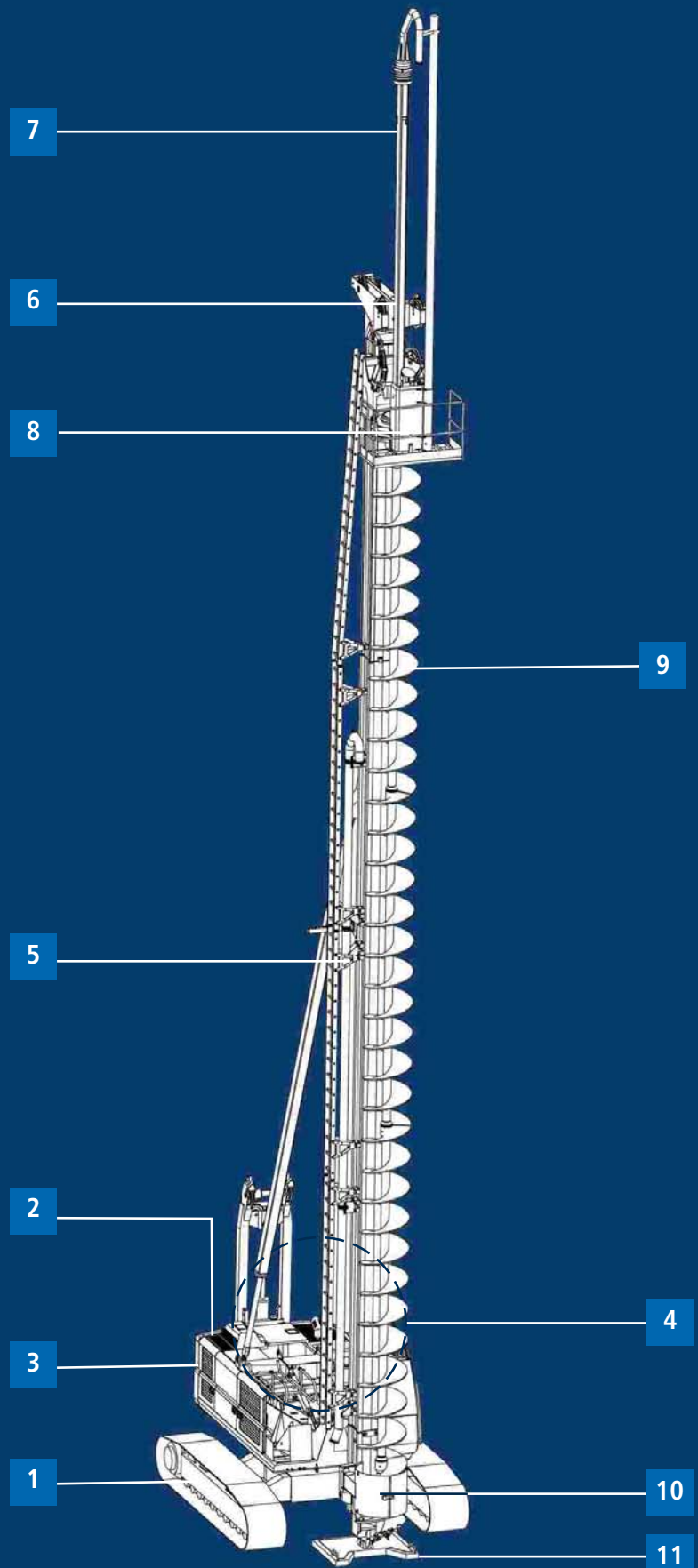
CM-50

HYDRAULIC CFA ROTARY RIG

- 1 - **Undercarriage** with expandable tracks.
- 2 - **Counterweight**.
- 3 - **Hydraulic power pack** powered by CUMMINS QSB5.9 diesel engine complete with soundproof canopy and mounted on the new heavy duty 360° slewing ring.
- 4 - **Winch assembly**.
- 5 - **Self erecting mast**, which is designed to allow the max. torque along its complete length.
- 6 - **Sheave cathead**.
- 7 - **Auger extension**.
- 8 - **Rotary head**.
- 9 - **Continuous Flight Auger**
- 10 - **Openable lower guide**
- 11 - **Telescopic foot element**



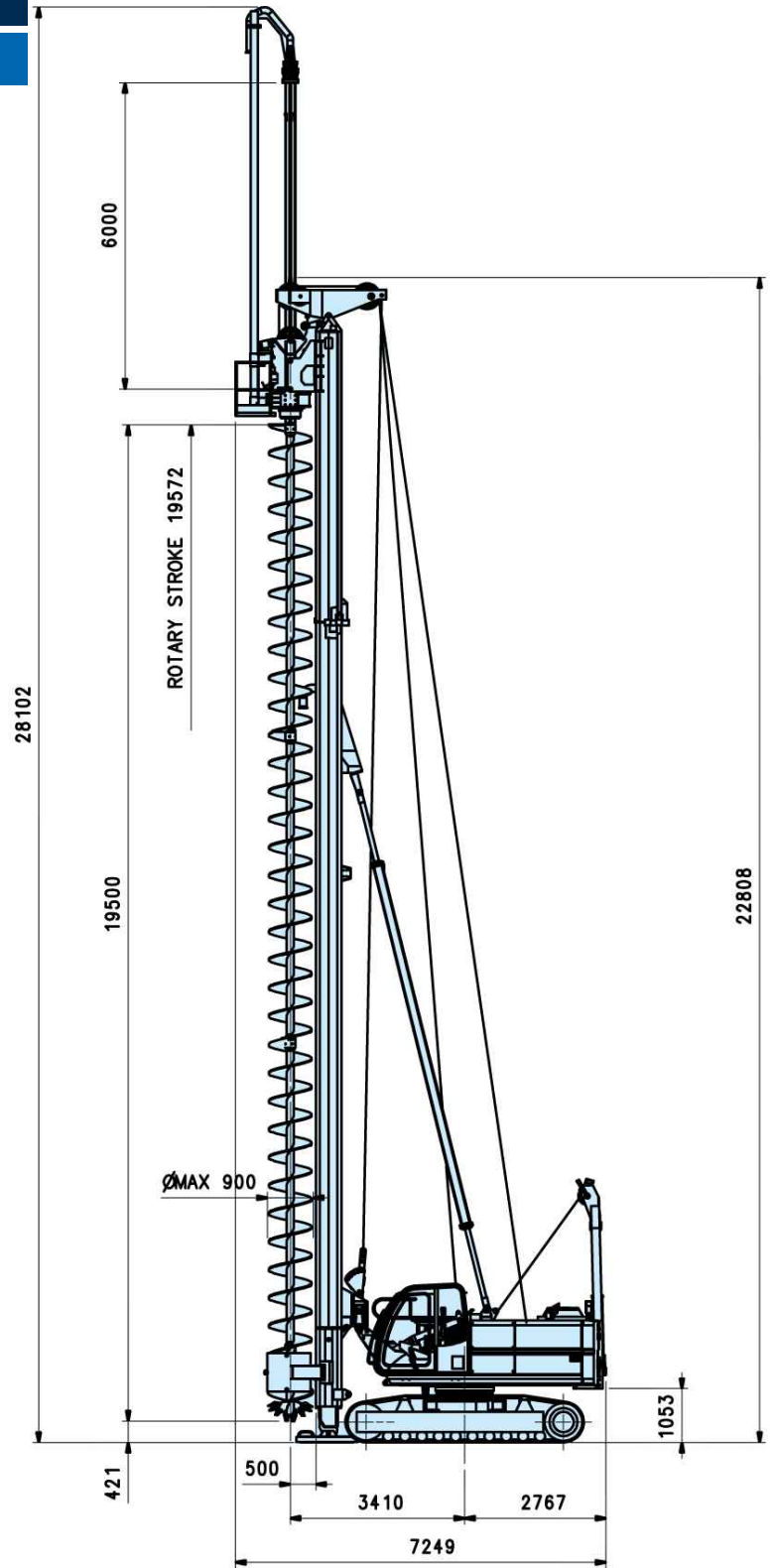
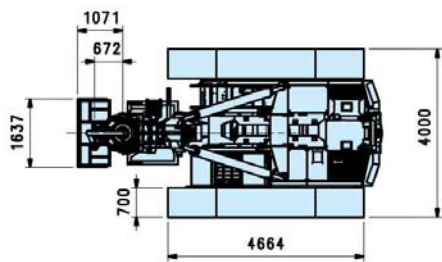
D.T.H. version



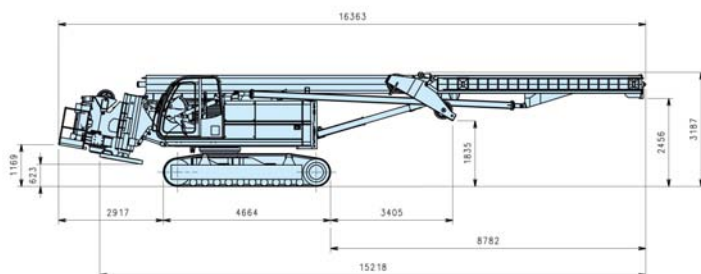
CM-50

HYDRAULIC CFA ROTARY RIG

Working Condition



Transport Condition





SOILMEC distributes machinery and structures all over the world, supported by SOILMEC subsidiary companies and representative offices as:

SOILMEC LTD - U.K.

SOILMEC MISR S.A.E. Co. - Egypt

SOILMEC (H.K.) Limited - Hong Kong

SOILMEC JAPAN CO LTD - Japan

SOILMEC S.P.A. - Beijing Repr. Office - P.R. China

SOILMEC FAR EAST PTE.LTD - Singapore

SOILMEC EMIRATES - U.A.E.

SOILMEC GULF - U.A.E.

CERTIFIED QUALITY SYSTEM

In 1990 Soilmec was awarded with the certification of its Quality System complying with ISO 9001:2000 standards.



SOILMEC S.p.A.

Ground Engineering Equipment

5819, via Dismano

47023 Cesena (FC) - Italy

tel. +39-0547-319111

fax +39-0547-318548

[http:// www.soilmec.it](http://www.soilmec.it)

e-mail: soilmec@soilmec.it